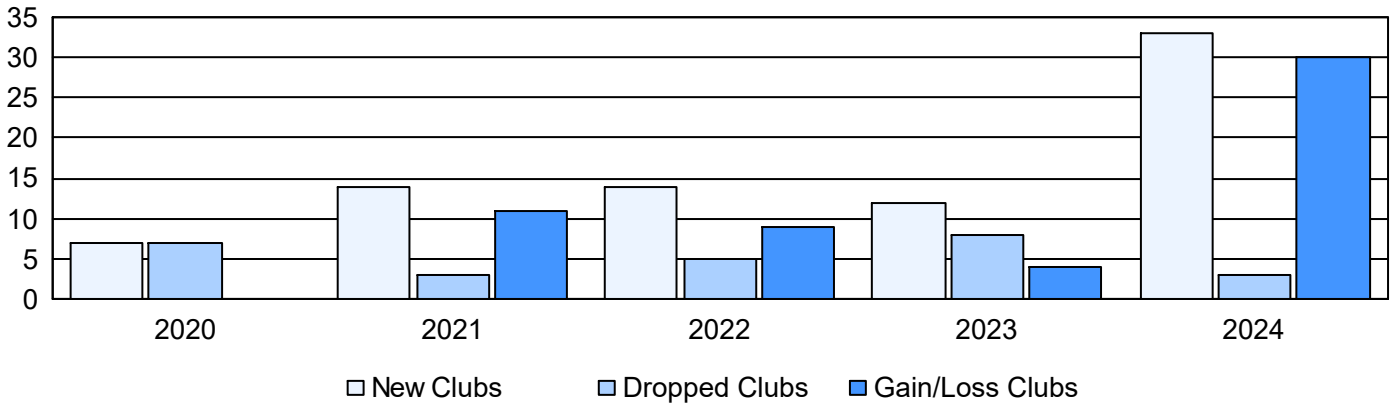
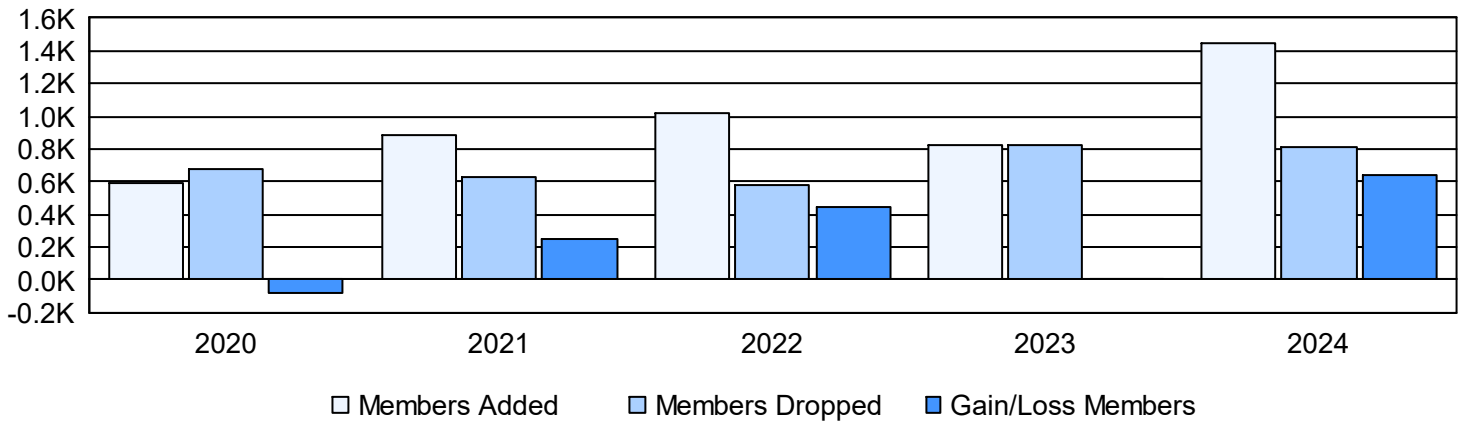


| Year | New Clubs | Dropped Clubs | Gain/ Loss Clubs | New Members | Charter Members | Reinstate Members | Transfer Members | Total Member Added | Total Members Dropped | Gain/ Loss Members |
|----------------|-----------|---------------|------------------|-------------|-----------------|-------------------|------------------|--------------------|-----------------------|--------------------|
| 2019-2020 | 7 | 7 | 0 | 398 | 167 | 24 | 3 | 592 | 674 | -82 |
| 2020-2021 | 14 | 3 | 11 | 485 | 352 | 31 | 12 | 880 | 626 | 254 |
| 2021-2022 | 14 | 5 | 9 | 622 | 367 | 25 | 5 | 1,019 | 577 | 442 |
| 2022-2023 | 12 | 8 | 4 | 428 | 362 | 15 | 22 | 827 | 824 | 3 |
| 2023-2024 | 33 | 3 | 30 | 623 | 747 | 55 | 23 | 1,448 | 809 | 639 |
| Average | 16 | 5 | 11 | 511 | 399 | 30 | 13 | 953 | 702 | 251 |

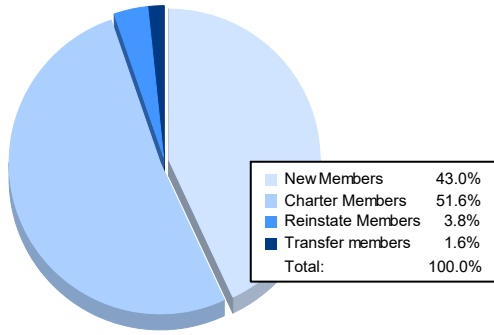
Clubs



Members



Membership Composition June 2024 Cumulative



Gender Composition June 2024 Cumulative

